

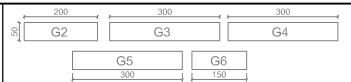
"T" BASI SUPPORTI TECHE

n°1 b.(60x60) s.(40x40)h.210	
n°1 b.(120x90) s.(100x70)h.210	
n°1 b.(90x70) s.(70x50)h.210	
n°1 b.(150x90) s.(130x30+30)h.210	
n°1 b.(120x60) s.(30x30+30)h.210	
n°4 b.(60x60) s.(30x30)h.210	mancano 3 basi
n°2 b.(60x60) s.(20x20)h.210	mancano le basi
n°2 b.(180x90) s.(160x60)h.210	
n°1 b.(120x90) s.(100x55+pann.)	
n°1 b.(150x80) s.(130x45+pann.)	
n°1* b.(150x90) s.(130x70)h.210	
n°3* b.(60x60) s.(50x50)h.210	manca 1 base
n°1* b.(150x80) s.(130x60)h.210	
n°1** nuova b.(75x75) In Corten con luci	
Nuova Grafica n°12 (101x71x23h)	
Teca Corten n°3 (143x94x102h)	

"P" PARALLELEPIEDI

n°1 (60x60x70h)		paletta P1 h,70cm	h,70cm	P23
n°1 (60x60x90h)		paletta P2 h,90cm	h,90cm	P22
n°1 (187x85x92h)		h,92cm	h,70cm	P21
n°6 (140x70x70h)		h,70cm	h,70cm	P20
n°14 (210x70x70h)		h,70cm	h,70cm	P19
				P18
				P17
				P16
				P15
				P14
				P13
				P12
				P11
				P10
				P9
				P8
				P7
				P6
				P5
				P4
				P3
				P2
				P1

Teca Vetrate
h=210 cm



"p" PANNELLI h.210cm

n°5+6* (bordo acclato) Lg.60	
n°10 +1(con zoccolo) Lg.90	
n°9 Lg.120	
n°5 Lg.140	
n°4 Lg.180	
n°2 Lg.200	
n°1 Lg.220	

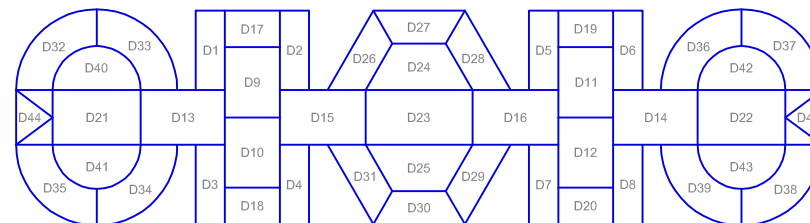
"pi" PIANO INCLINATO

n°1 Lg.210x70	
------------------	--

"t" TAVOLO

n°8 Lg.200x120xh.75	
------------------------	--

ALL.MAGNANI



"R" PEDANE h.12cm (ex allestimento "Pitture Rare")

PEDANE h.12cm

n°2 (225x85)	
n°18 (85x85)	
n°2 (85x65)	

PEDANE h.30cm a forma di gradino

n°2 (205x56) sezione a gradino	
n°2 (188x60) sezione a gradino	

PITTURE RARE

"f" FRONTALINI h.12cm

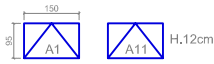
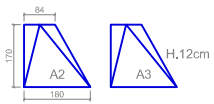
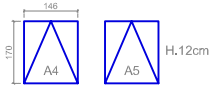
n°10 (210x15)	
n°1 (140x15)	

"a" ANGOLARI h.12cm

n°3 (55x90)sin.	
n°3 (55x90)des.	

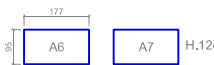


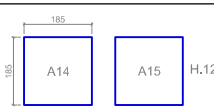
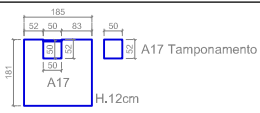
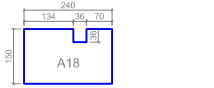
"A" PEDANE h.12cm (ex allestimento "Alberto Pio")

SCIVOLI per pedane h.12cm



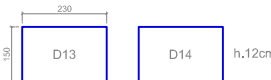
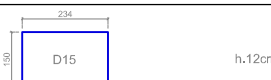
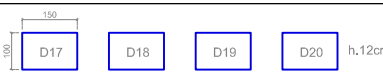
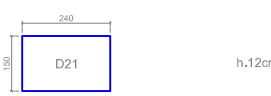
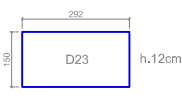
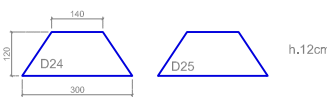
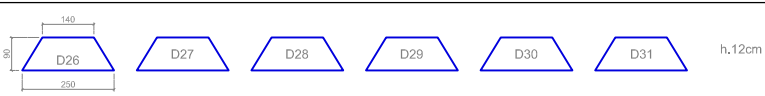
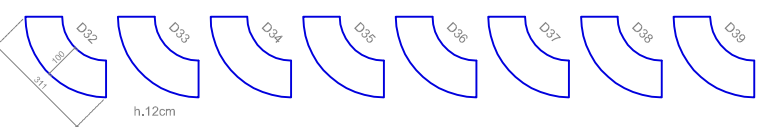
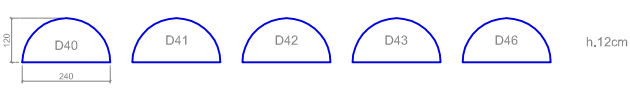

n°1 scivoli (150x95)	 H.12cm
n°2 scivoli (180/84)x170	 H.12cm
n°2 scivoli (146x170)	 H.12cm



PEDANE h.12cm

n°2 (177x95)	 H.12cm
n°4 (185x143)	 H.12cm
n°2 (181x143)	 H.12cm
n°2 (185x185)	 H.12cm
n°1 (185x181) originariamente con buco poi creato il tamponamento)	 H.12cm
n°1 (240x150) con buco	 H.12cm

"D" PEDANE h.12cm

n°8 (217x80)	 h.12cm
n°4 (192x150)	 h.12cm
n°2 (230x150)	 h.12cm
n°1 (234x150)	 h.12cm
n°4 (150x100)	 h.12cm
n°1 (240x150)	 h.12cm
n°1 (292x150)	 h.12cm
n°2 (300/140x120h) (questi sono stati rifatti)	 h.12cm
n°6 (250/140x90h)	 h.12cm
n°8 (300x100)	 h.12cm
n°4 (240x120)	 h.12cm
n°6 (120x80) DA FARE!	 h.12cm